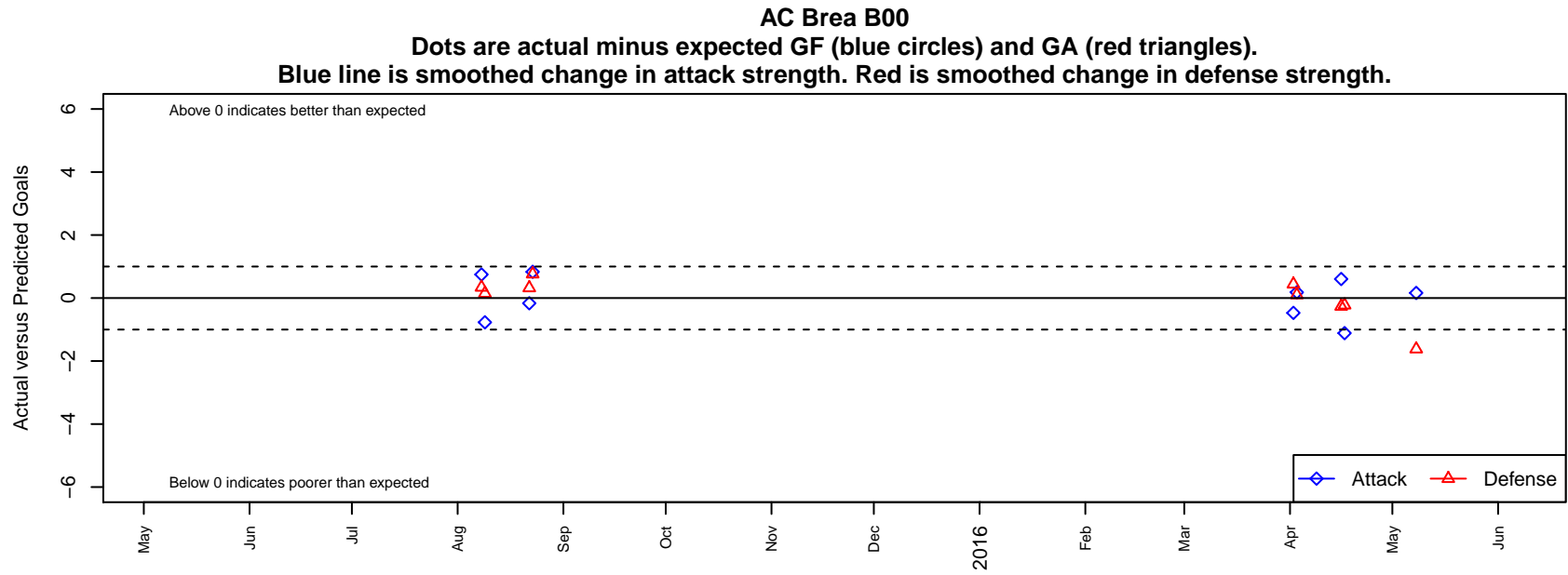


AC Brea B00

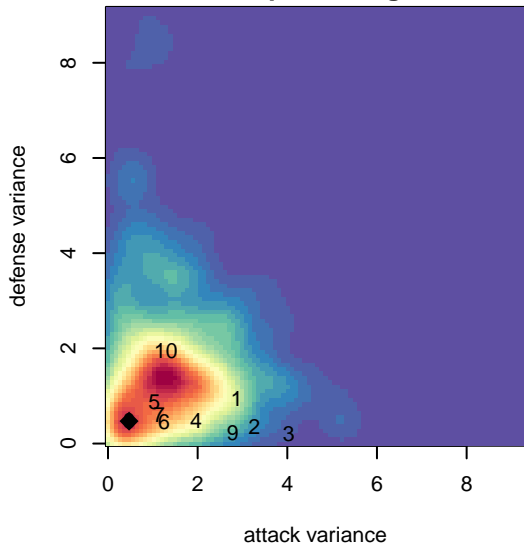
, CAS
B00 total strength=1710
attack=44.62 defense=12.32

alt names used:
Ac Brea B00

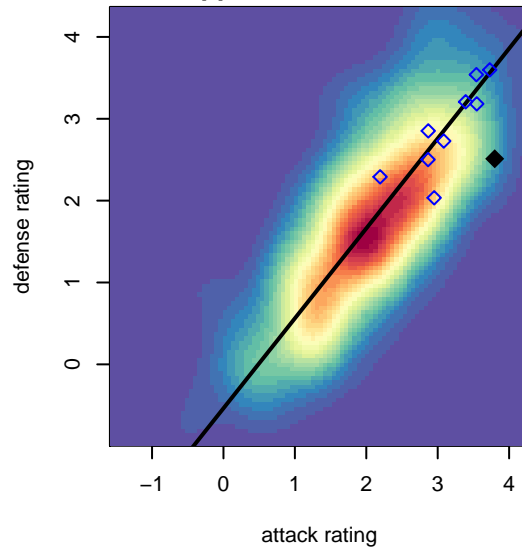
Venues played:
2015 FWRL CAS B00



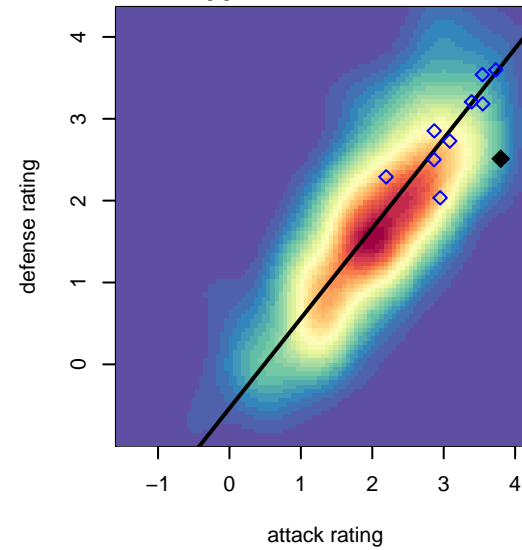
**attack and defense variance (black dot)
relative to other teams
and top 10 in region**



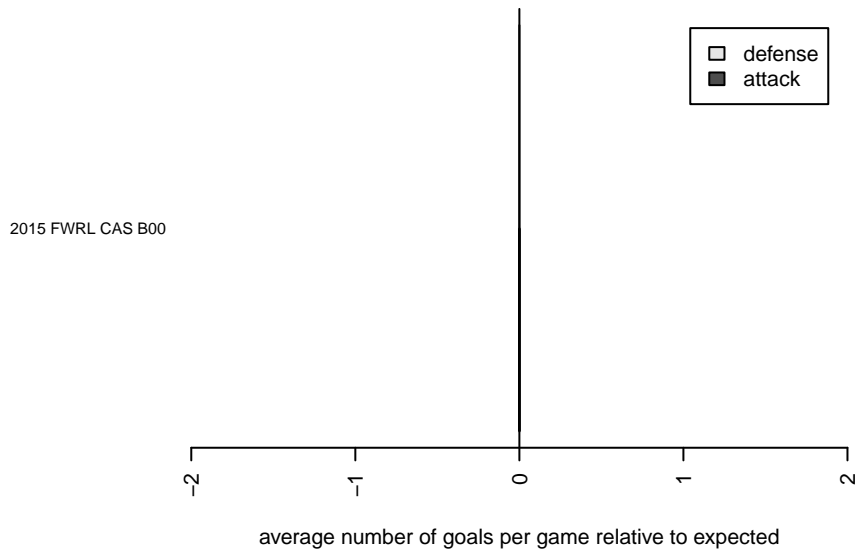
**attack and defense rating
relative to others at age
and all opponents in last 13 months**



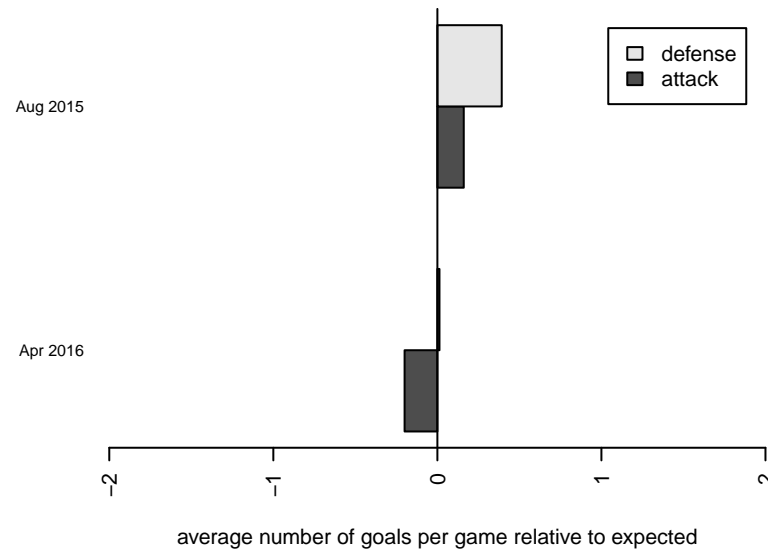
**attack and defense rating
relative to others at age
and all opponents in last 13 months**



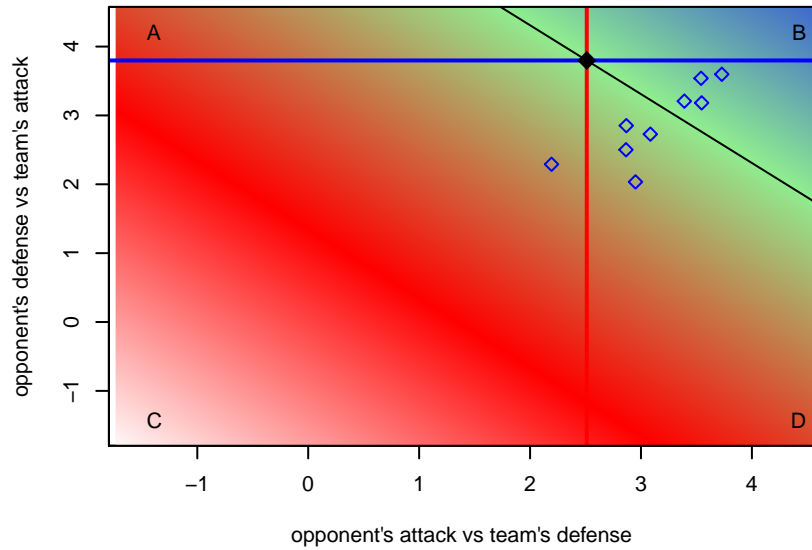
Performance relative to 13 month average



Performance relative to 13 month average



Distribution of opponents
 Red = Lose zone, Blue = Win zone, Green = Even
 Black line separates win/lose zones



lot. A=Neither has attack advantage, B=Opponent has both attack and defense advantage, C=Opponent has both attack and defense disadvantage, D=Both have

date	home		away		venue	pred.home	pred.away
2016-05-08	Albion SC White B00	3	AC Brea B00	3	2015 FWRL CAS B00	1.38	2.84
2016-04-17	AC Brea B00	3	FC Golden State Black B00	1	2015 FWRL CAS B00	4.11	0.78
2016-04-16	AC Brea B00	2	West Coast FC B00	3	2015 FWRL CAS B00	1.40	2.74
2016-04-03	Fullerton Rangers White B00	2	AC Brea B00	2	2015 FWRL CAS B00	2.10	1.82
2016-04-02	AC Brea B00	3	Olympiacos-Melendres B00	1	2015 FWRL CAS B00	3.47	1.44
2015-08-23	CUFC Elite B00	2	AC Brea B00	3	2015 FWRL CAS B00	2.76	2.17
2015-08-22	San Diego SC Academy Navy B00	2	AC Brea B00	1	2015 FWRL CAS B00	2.32	1.17
2015-08-09	AC Brea B00	3	Corinthians B00	1	2015 FWRL CAS B00	3.77	1.15
2015-08-08	Anaheim FC B00	1	AC Brea B00	6	2015 FWRL CAS B00	1.34	5.25